



Omnidirectional - Light Duty Glassfibre End-Fed / Colinear Antennas

Click product to view datasheet

Code	Description	Frequency band (MHz)					Gain (dBd)	Page
		150	200	300	400	500		
S.C3L	3dBd Light Duty glassfibre antenna						3	73
S.C6L	6dBd Light Duty glassfibre antenna						6	74

See also-

[Standard glassfibre end-fed / colinear antennas](#) Page 63

[Centre-fed / folded dipole antennas](#) Page 84

[Broadband ground-air / DAB high power dipole antennas](#) Page 75

[Power splitters / duplexers / filters / combiners](#) Page 116

[Coaxial feeder cable & connectors](#) Page 125

[Mounting hardware & installation accessories](#) Page 160

[Catalogue main menu](#) Page 1

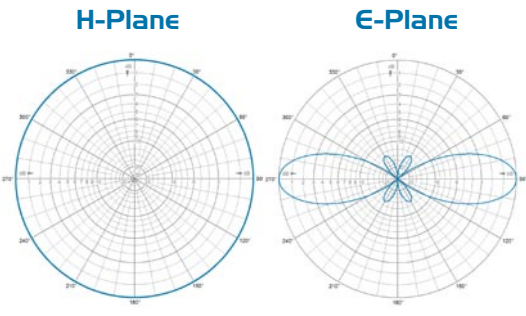
The S.C3L Series have been designed to offer a low cost option for low power telemetry and rural radio applications, whilst still retaining high specification performance for low environmental conditions. The centre fed dipoles are fed via coaxial cable, and the 0.5m RG213 downlead is terminated with an 'N' Type socket. A galvanised pressed steel clamp suitable for mounting the antenna to a 50mm diameter pole is supplied with the antenna..

Electrical & mechanical specifications



<p>Frequency range</p> <p>Input impedance</p> <p style="padding-left: 20px;">VSWR</p> <p style="padding-left: 20px;">H Plane ripple</p> <p>Maximum input power</p> <p style="padding-left: 20px;">Polarisation</p> <p style="padding-left: 20px;">Forward gain</p> <p style="padding-left: 20px;">3 dB Beamwidth</p> <p>Connection</p> <p style="padding-left: 20px;">Dipoles</p> <p style="padding-left: 20px;">Dipole feeds</p> <p style="padding-left: 20px;">Shroud</p> <p>Lightning protection</p> <p style="padding-left: 20px;">Mounting section</p> <p style="padding-left: 20px;">Mounting bracket</p> <p style="padding-left: 20px;">Typical weight</p> <p style="padding-left: 20px;">Typical length</p> <p>Typical wind loading @ 45m/s</p>	<p>145 - 500 MHz</p> <p>50Ω</p> <p><2.0:1</p> <p>< ±0.5 dB</p> <p>50 W</p> <p>Vertical</p> <p>3 dBd</p> <p>E Plane 33¼</p> <p>0.5m Length of RG213 c/w 'N' type male crimp</p> <p>11mm dia brass tube</p> <p>PTFE dielectric coaxial cable</p> <p>Parallel grey glassfibre tube 26mm</p> <p>Direct grounded</p> <p>31.7mm dia. x 3.2mm wall aluminium alloy grade 6063T6</p> <p>1763/100 - Galvanised steel (supplied)</p> <p>VHF 1.3kg UHF 0.6kg</p> <p>VHF 3.1m UHF 1.5m</p> <p>VHF 125N UHF 81N</p>
--	--

Free space radiation patterns



[Click here for ASCII Files](#)

Mounting accessories



Standard stock models

Stock code	Frequency
S.C3L-I55	145-165MHz
S.C3L-I65	155-175MHz
S.C3L-437	425-460MHz
S.C3L-460	450-470MHz

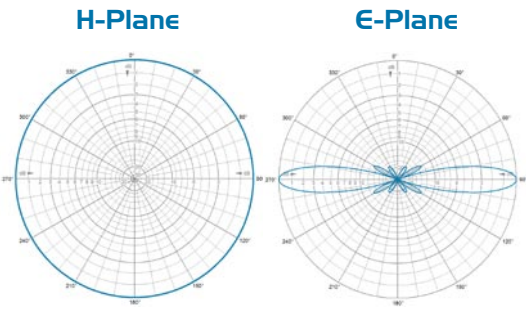
The S.C6L Series have been designed to offer a low cost option for low power telemetry and rural radio applications, whilst still retaining high specification performance for low environmental conditions. The centre fed dipoles are fed via coaxial cable, and the 0.5m RG213 downlead is terminated with an 'N' Type socket. A galvanised pressed steel clamp suitable for mounting the antenna to a 50mm diameter pole is supplied with the antenna..

Electrical & mechanical specifications



Frequency range	450-470 MHz
Input impedance	50Ω
VSWR	<2.0:1
H Plane ripple	< ±1 dB
Maximum input power	50 W
Polarisation	Vertical
Forward gain	6 dBd
3 dB Beamwidth	E Plane 17¼
Connection	0.5m Length of RG213 c/w 'N' type male crimp
Dipoles	11mm dia brass tube
Dipole feeds	PTFE dielectric coaxial cable
Shroud	Parallel grey glassfibre tube 26mm
Lightning protection	Direct grounded
Mounting section	31.7mm dia. x 3.2mm wall aluminium alloy grade 6063T6
Mounting bracket	1763/100 - Galvanised steel (supplied)
Typical weight	1.5kg
Typical length	2.6m
Typical wind loading @ 45m/s	114N

Free space radiation patterns



[Click here for ASCII Files](#)

Mounting accessories



Standard stock models

Stock code	Frequency
S.C6L-460	450-470MHz